

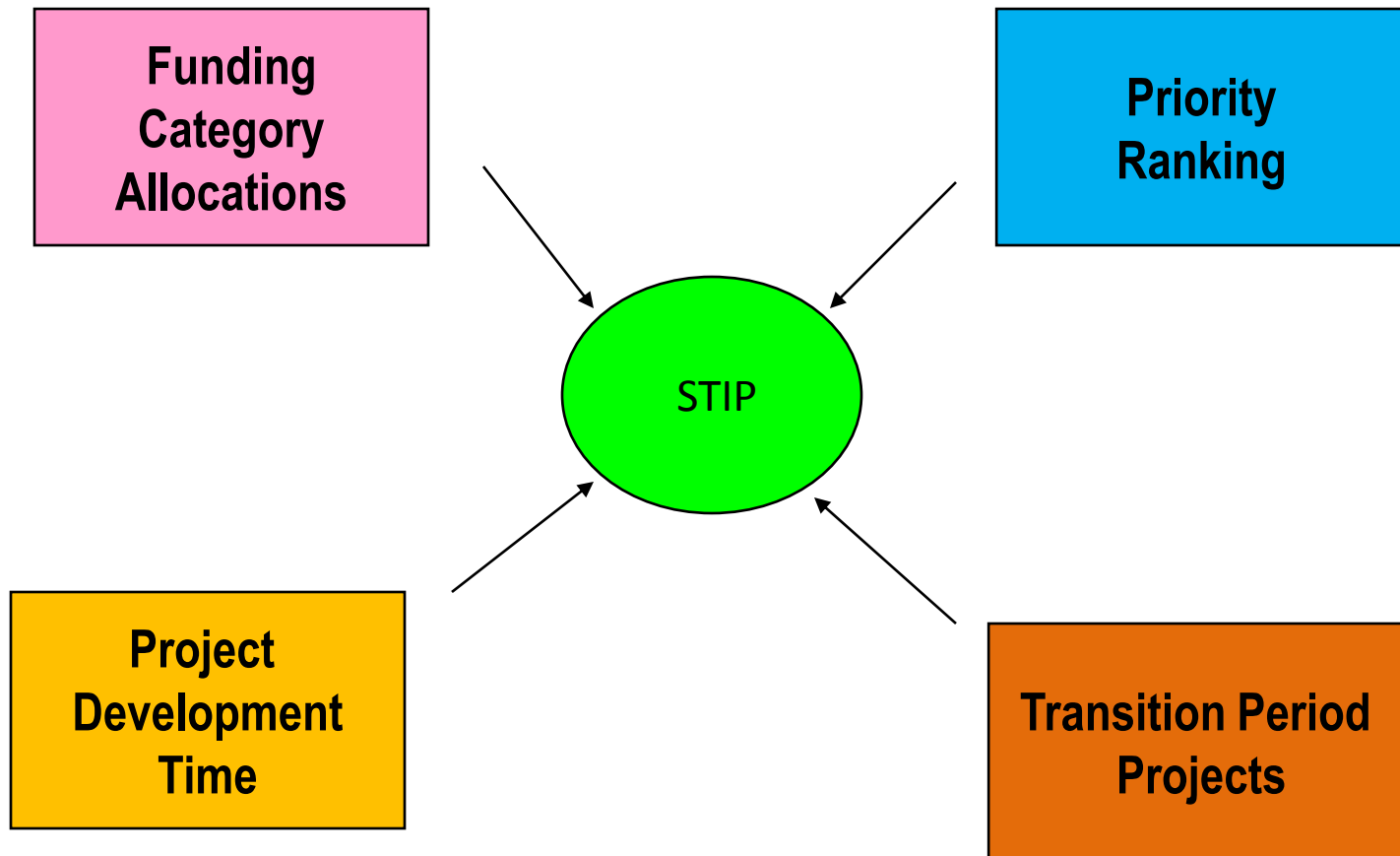


Prioritization 3.0 / Strategic Transportation Investments

Moving from Prioritization to Programming

September 10, 2013

Factors Impacting the STIP Process



Priority Ranking

Funds subject to formula:

- Highway Trust Fund
- Federal Aid

Funds excluded from formula:

- Federal Congestion Mitigation and Air Quality (CMAQ)
- Competitive or Discretionary Grants
- Appalachian Development
- Repayment of GARVEE Bonds for Phase I, Yadkin River Bridge
- STIP Projects Grandfathered in (Transition Period Projects)
- Toll Collections
- Federal State Planning and Research Program Funds
- Metropolitan Planning Funds

Priority Ranking

Funds with alternate criteria – included in formula but not subject to SPOT prioritization:

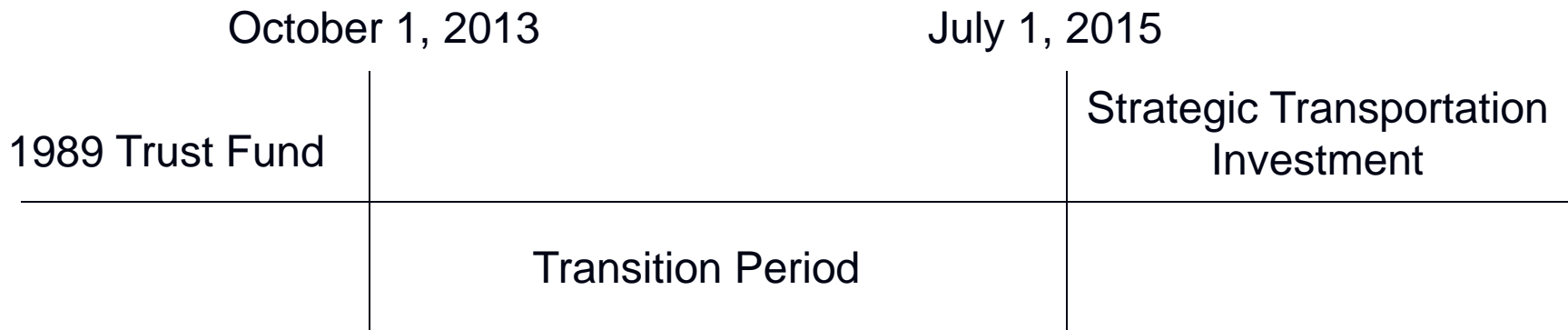
- Bridge Replacement
- Interstate Maintenance
- Highway Safety Improvement
- Federal-Aid Direct Attributable

Transition Period Projects

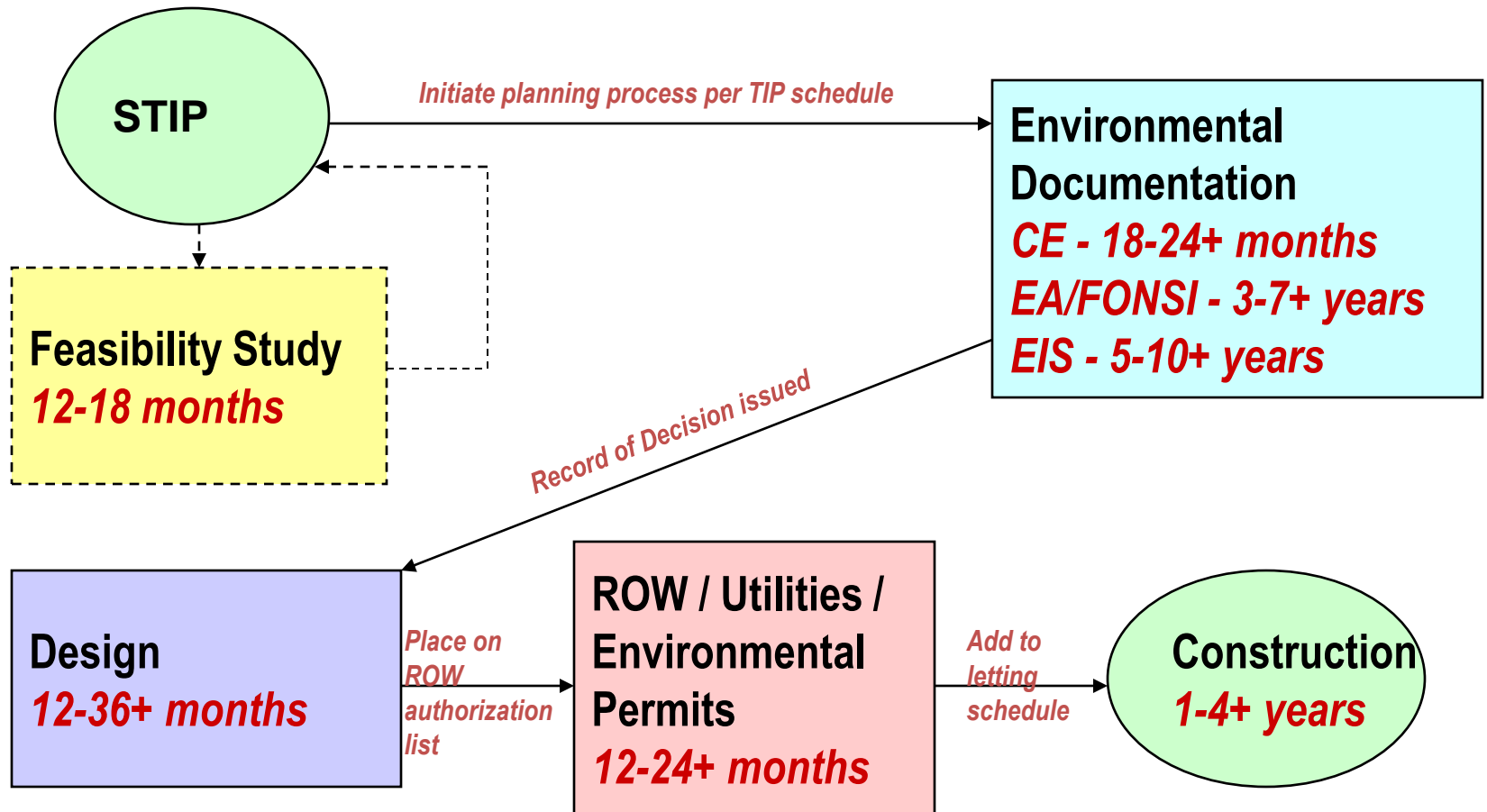
GS136-189.11 Transportation Investment Strategy Formula

(b) Funds Excluded from Formula

(6) Funds obligated for projects in the State Transportation Improvement Program that are scheduled for construction as of October 1, 2013, in State fiscal year 2012-2013, 2013-2014, or 2014 – 2015.






Project Development Stages



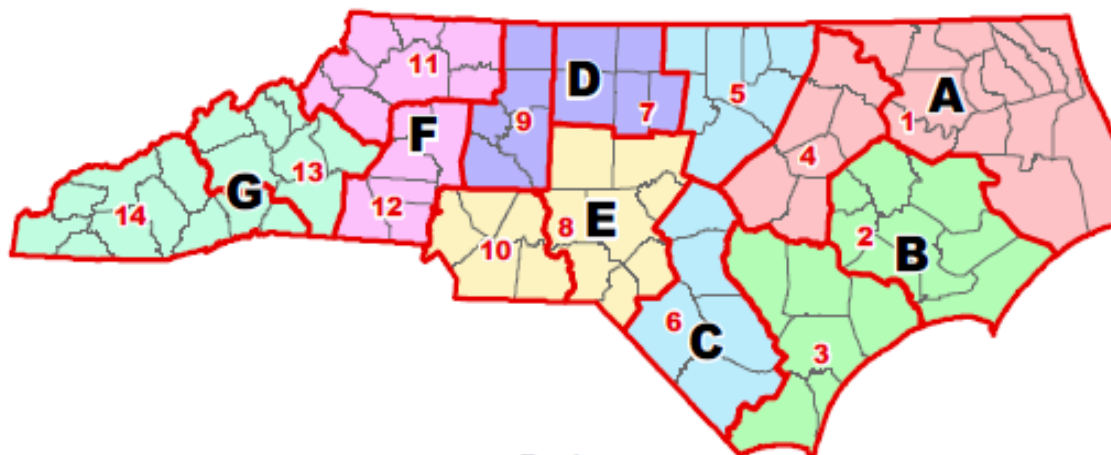
Categorical Exclusion (CE)

Environmental Assessment (EA)/Finding of No Significant Impact (FONSI)

Environmental Impact Statement (EIS)



STRATEGIC TRANSPORTATION INVESTMENTS



Statewide

40% of Total Funds

Basis for Project Selection

100% Data Driven

*Distributed Statewide
with Corridor Restrictions*

Region

30% of Total Funds

Basis for Project Selection

70% Data, 30% Local Input Driven

*Based on Population
within Region*

Division

30% of Total Funds

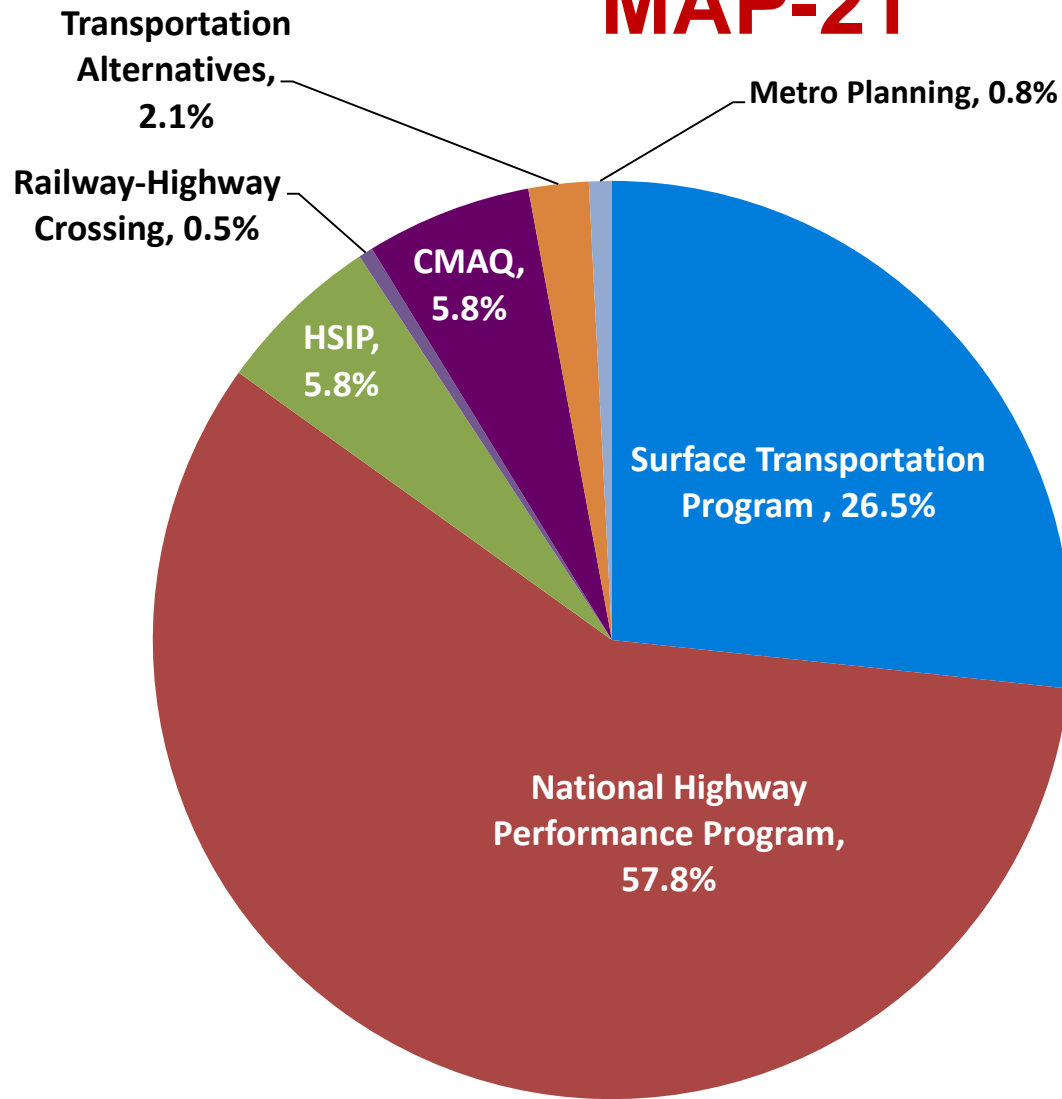
Di

Basis for Project Selection

50% Data, 50% Local Input Driven

*Based on Equal Share
for Each Division*

Federal-Aid Funds MAP-21


























Congestion Mitigation and Air
Quality (CMAQ)
Highway Safety Improvement
Program (HSIP)

Project Scheduling Impacts to Programming

Project Ranking	Expected Project Delivery Time (Years)	2013	2014	2015	2016	2017	2018	2019	2020	2021	2022
1	9		NEPA			Design		ROW		CON	
2	4	Design	ROW		CON						
3	1	CON									
4	5	Design		ROW		CON					
5	8		NEPA		Design		ROW		CON		

Annual Funding Balance

Year	2016	2017	2018	2019	2020	Total
Statewide						
Regional						
Division						
Annual Budgets						

Funding for the Strategic Transportation Investment Program

